



Program Overview



Agenda:

- Who is Sandy Hook Promise?
- SS-ARS Background
- Submitting a Tip
- Processing a Tip
- A Success Story
- Sustaining SS-ARS
- Audience Q&A



Sandy Hook Promise



Our Mission

End school shootings and create a culture change that prevents violence and other harmful acts that hurt children.

Sandy Hook
P R O M I S E

Our Programs



<http://www.sandyhookpromise.org>

Our Impact

Trained 85,000 students and helped 14,000 families in need
2,100+ students helped coping mental health crisis
14,000+ schools



Background

Warning Signs or Threats

70% of people who die by suicide warning
In 49% of 5 schools, at least one person
of had been told

Our Eyes and Ears

So instead of personal eye and ear surveillance



Why are Warning Signs not Reported?

Students may not recognize the signs and threats

don't mean it

snitch

someone else will tell

What is the





Teaches youth how to recognize warning signs and threats, especially in social media, from individuals who may be a risk to themselves or others and *Say Something* to a trusted adult, use the *Say Something* Anonymous Reporting System (SS-ARS) or if emergency, call 911

1

Recognize warning signs
and threats

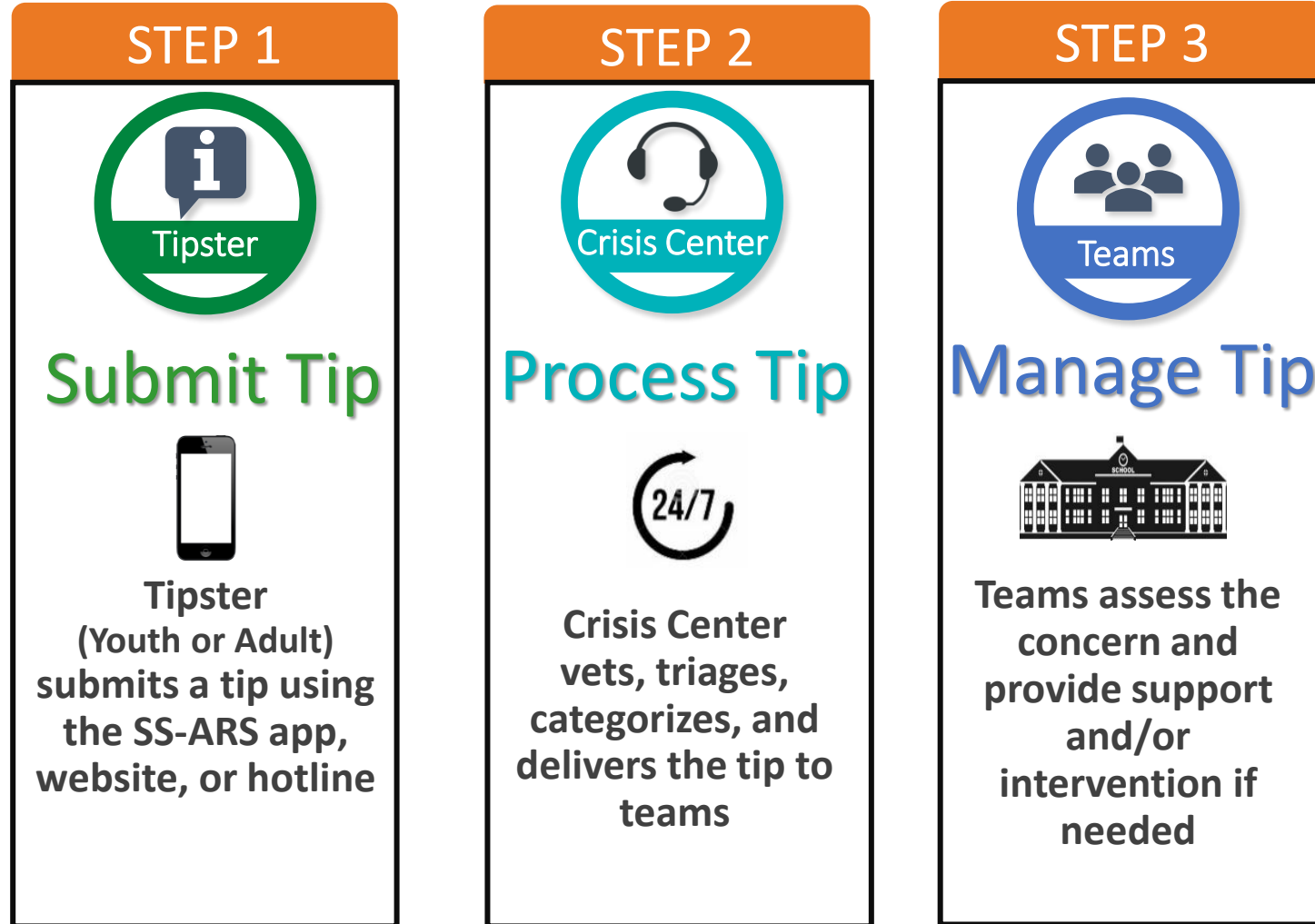
2

ACT immediately,
Take it seriously

3

SAY SOMETHING
to a trusted adult,
call 911, or use the
ARS

Tip Management Process





Submitting a Tip

Tip Management Process

STEP 1



Tipster

Submit Tip



Tipster
(Youth or Adult)
submits a tip using
the SS-ARS app,
website, or hotline

STEP 2



Crisis Center

Process Tip



Crisis Center
vets, triages,
categorizes, and
delivers the tip to
teams

STEP 3



Teams


Manage Tip



Teams assess the
concern and
provide support
and/or
intervention if
needed

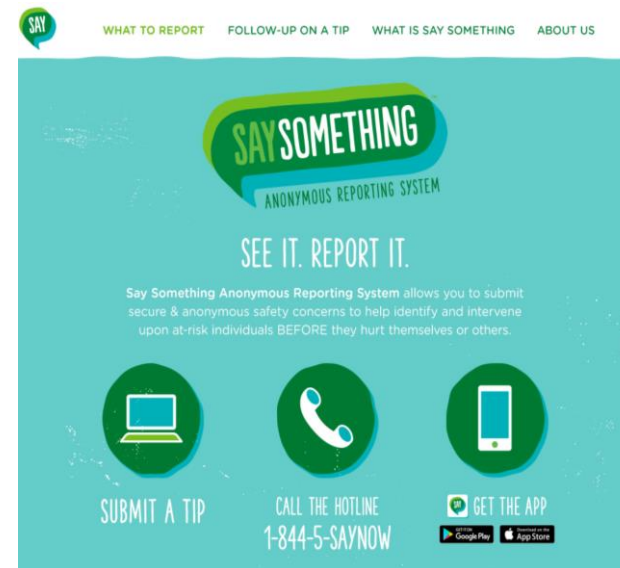
Ways to Submit a Tip 24/7/365

Mobile App




Website

<https://www.saysomething.net/>



Hotline



Tipsters MUST associate themselves with a school in order to submit a tip (even virtual schools!)

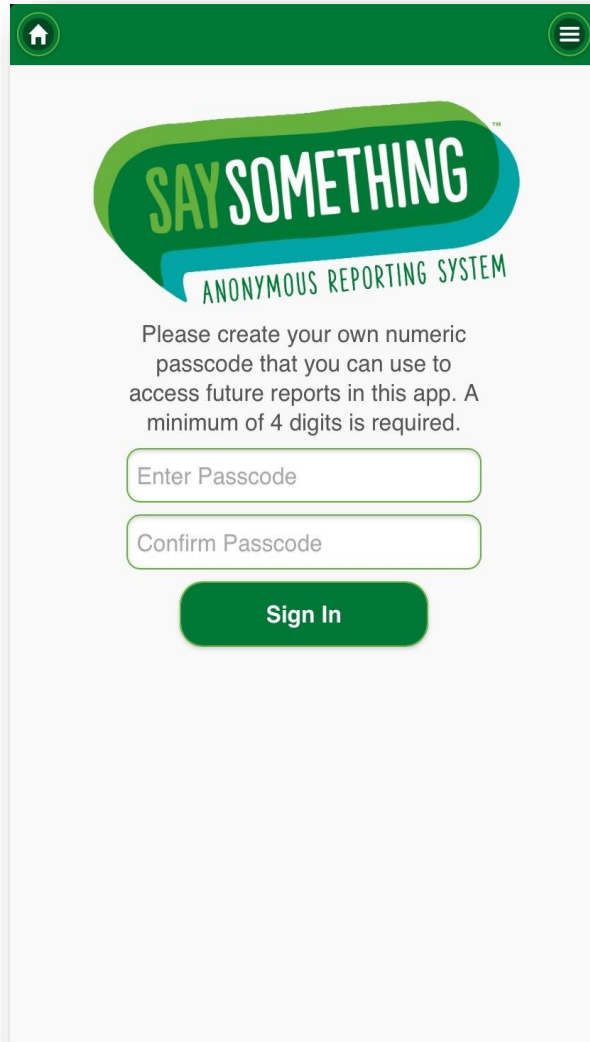
Top Tip Types:

- Bullying/Cyber-Bullying
- Cutting
- Suicide Threat/Ideation
- Vaping & Substance Abuse
- Anxiety & Depression
- Planned Fights & School Violence

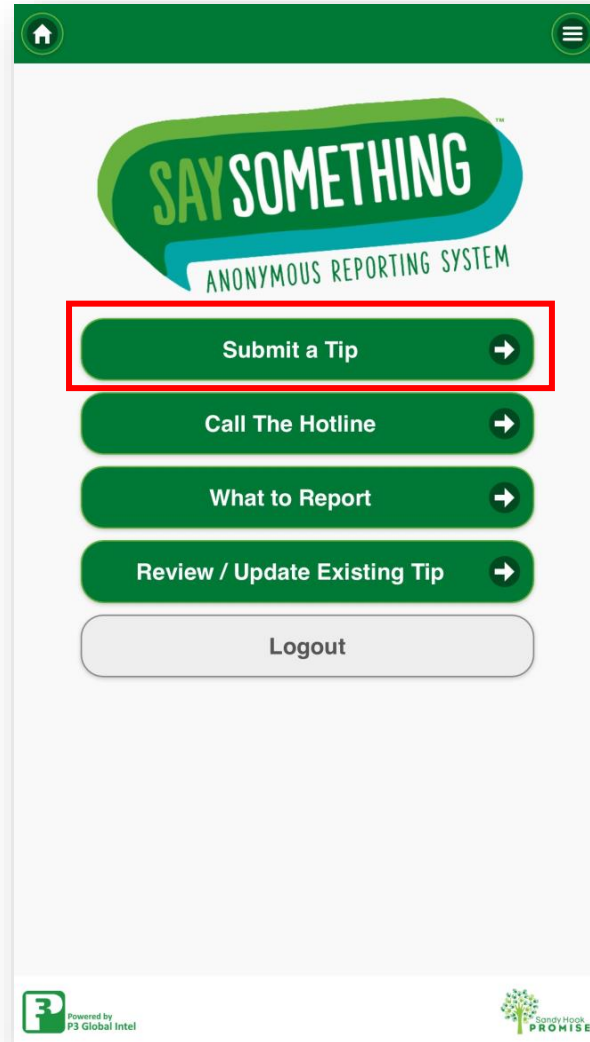


Submitting a Tip

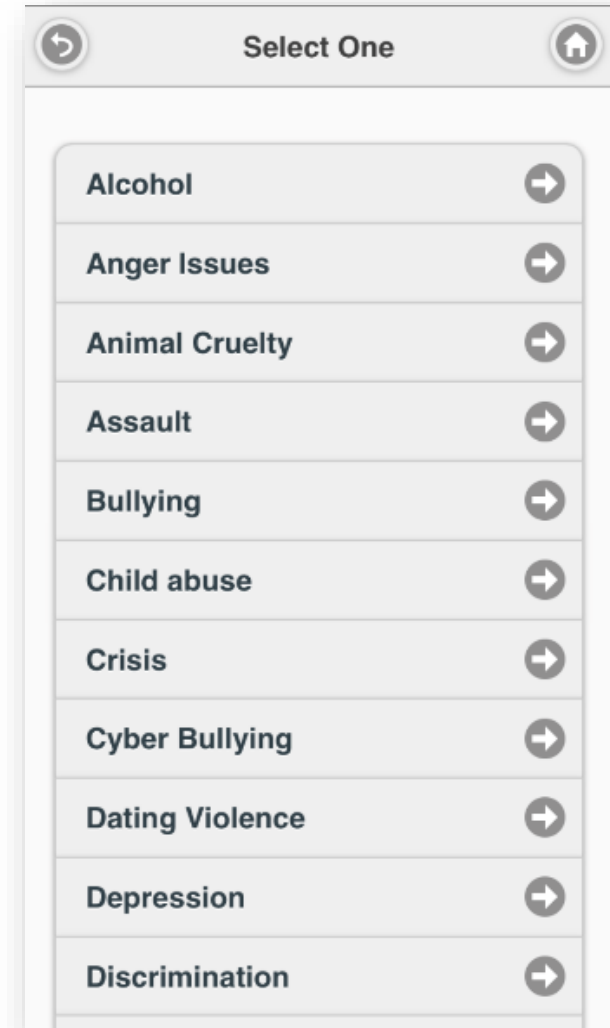
Log Into SS-ARS App



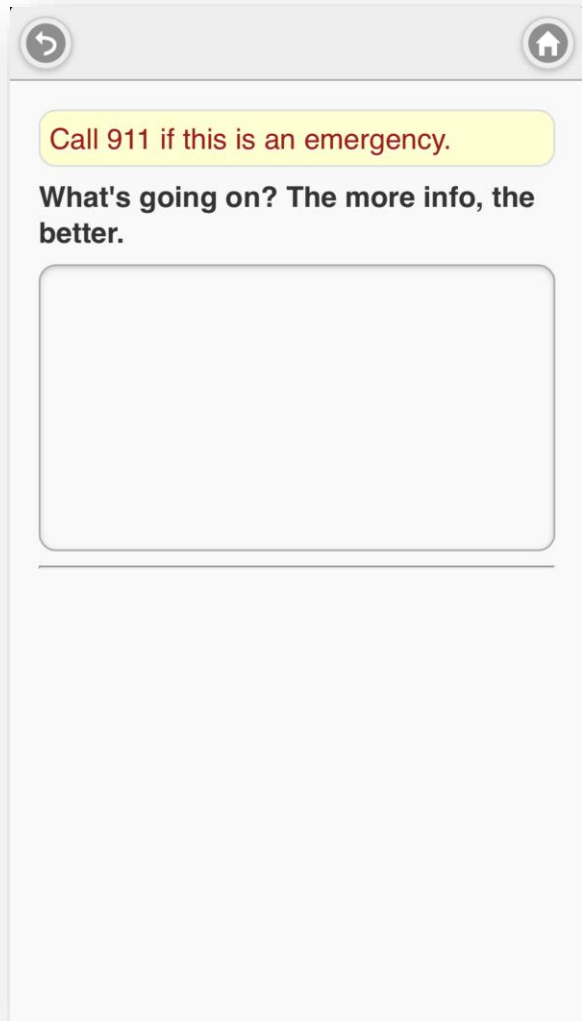
Click Submit a Tip



Select Tip Type

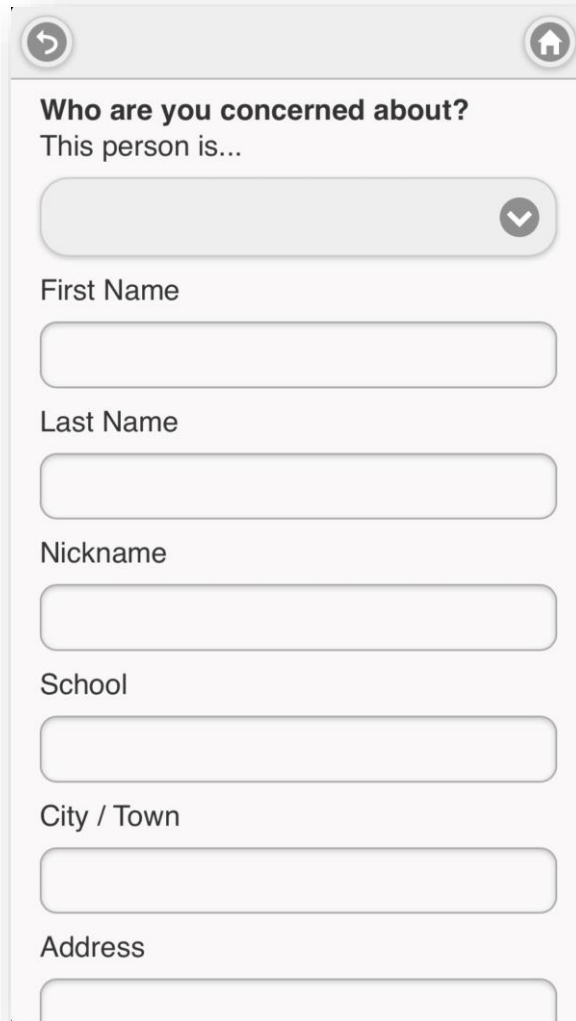


The Tip Form on the Mobile App



Call 911 if this is an emergency.

What's going on? The more info, the better.



Who are you concerned about?
This person is...

First Name

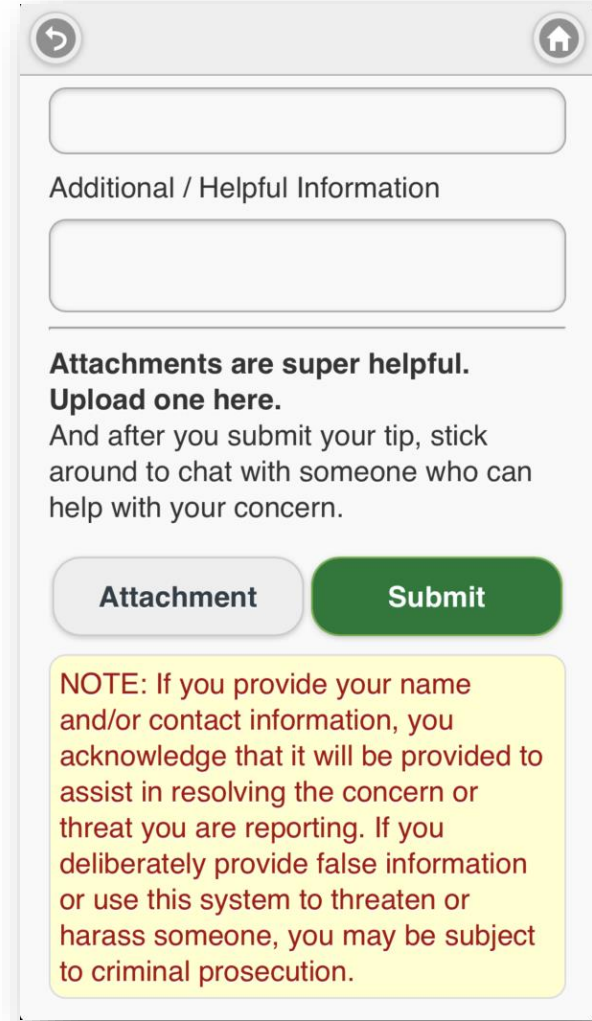
Last Name

Nickname

School

City / Town

Address



Additional / Helpful Information

Attachments are super helpful. Upload one here.
And after you submit your tip, stick around to chat with someone who can help with your concern.

NOTE: If you provide your name and/or contact information, you acknowledge that it will be provided to assist in resolving the concern or threat you are reporting. If you deliberately provide false information or use this system to threaten or harass someone, you may be subject to criminal prosecution.

Submitting a Tip

Additional / Helpful Information

Additional / Helpful Information

Attachments are super helpful. Upload one here.
And after you submit your tip, stick around to chat with someone who can help with your concern.

Attachment **Submit**

NOTE: If you provide your name and/or contact information, you acknowledge that it will be provided to assist in resolving the concern or threat you are reporting. If you deliberately provide false information or use this system to threaten or harass someone, you may be subject to criminal prosecution.

NOTE:

When a tipster uploads an attachment, s/he is asked whether the attachment contains any inappropriate content (e.g. **nudity**).

Additional / Helpful Information

Additional / Helpful Information

Attachments are super helpful. Upload one here.
And after you submit your tip, stick a h

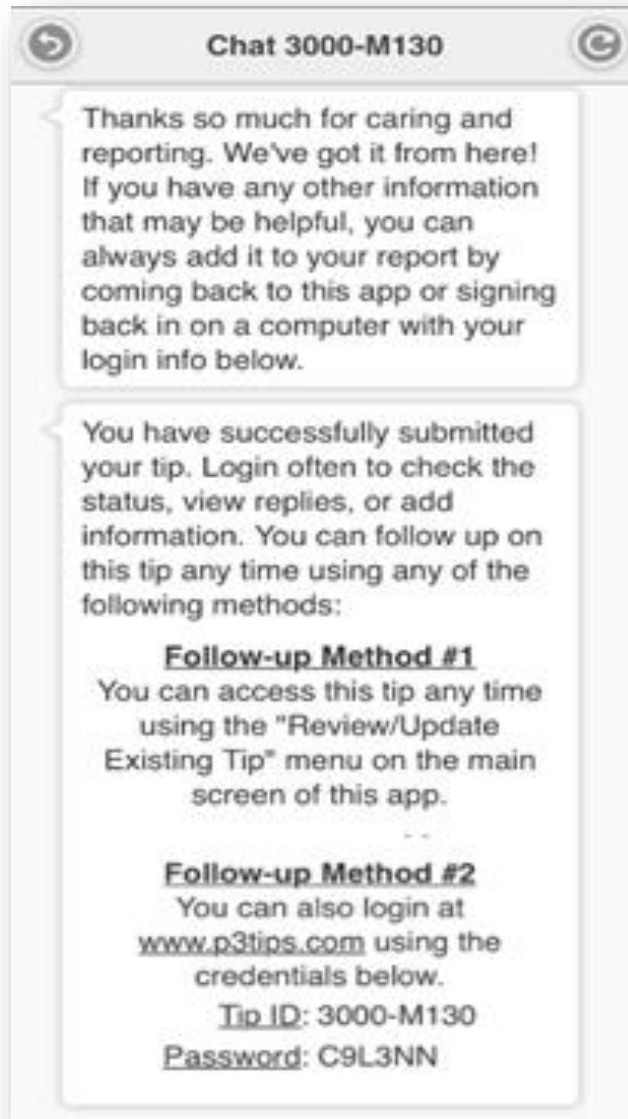
Question
Does your upload contain inappropriate content such as sexually explicit content?

No **Yes**

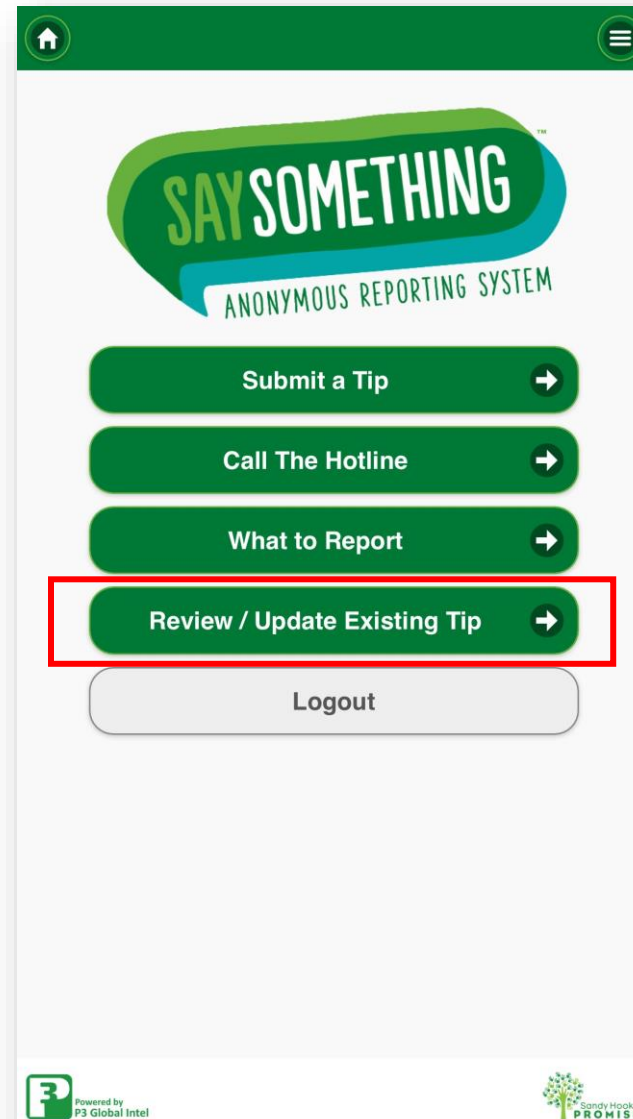
NOTE: If you provide your name and/or contact information, you acknowledge that it will be provided to assist in resolving the concern or threat you are reporting. If you deliberately provide false information or use this system to threaten or harass someone, you may be subject to criminal prosecution.

Submitting a Tip

Tip Acknowledgement



Update Tip (new info)





Processing a Tip

Processing a Tip

STEP 1



Submit Tip



Tipster
(Youth or Adult)
submits a tip using
the SS-ARS app,
website, or hotline

STEP 2



Process Tip



Crisis Center
vets, triages,
categorizes, and
delivers the tip to
teams

STEP 3



Manage Tip



Teams assess the
concern and
provide support
and/or
intervention if
needed

Processing a Tip



- Experience & Expertise
- Bi-lingual Counselors
- Background Check & Drug Tested
- Educated & Highly Trained
- Real, Caring, Compassionate

Processing a Tip

VET & TRIAGE

- Acknowledges tip receipt
- Review all details
- Determine credibility
- Engage in anonymous chat with tipster to gather more information

CATEGORIZE

- Life safety?
- OR
- Non-life safety

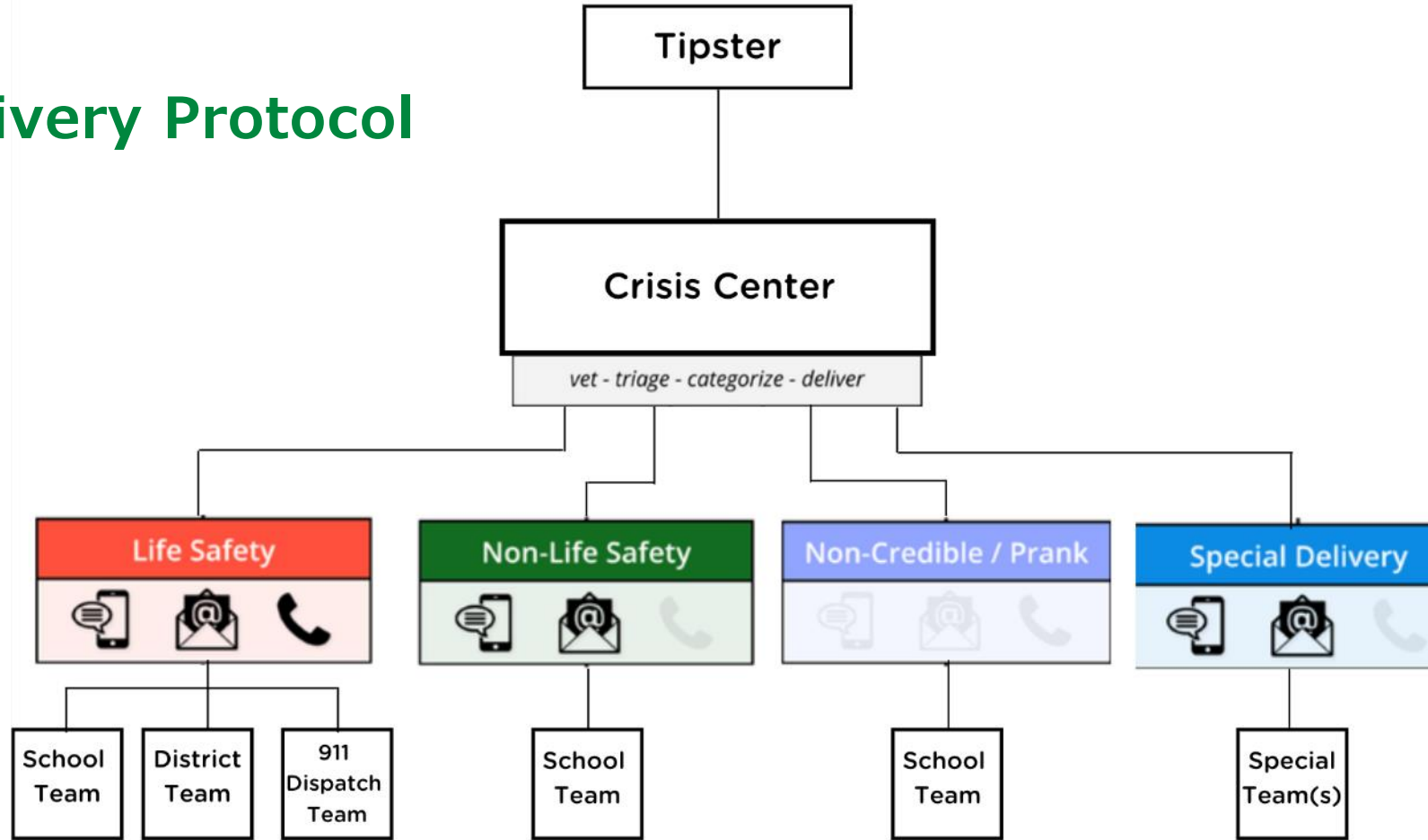
DELIVER TIP

- Deliver tip to appropriate teams to:
- Review tip info
 - Act upon tip

HANDOFF

- Handoff tip to appropriate teams to manage

Tip Delivery Protocol



<u>Life Safety Tips:</u>	24/7/365
<u>Non-Life Safety Tips:</u>	6am-6pm M-F 10am-6pm Weekends

Processing a Tip

If your school enrollment is 500 students, you'll receive approximately 20 tips per year...



14 will be submitted during the daytime

12 Non-Life Safety
2 Life Safety



6 will be submitted during the nighttime

5 Non-Life Safety
(delivered next morning)
1 Life Safety

A SS-ARS Success Story

Ethan's Story – *a teenagers triumph over depression*



Sustaining SS-ARS

Culture Shift

Bystanders



Upstanders

Dedicated Sustainability Team



On-Going Adult User Training



Student Training (new and returning students)



SS-ARS Monthly Newsletter

JUNE 2021 - ISSUE 3

SAY SOMETHING
Anonymous Reporting System
NEWSLETTER
JUNE 2021

Ready for Summer!

The 2020-2021 school year is one we won't forget. While COVID introduced plenty of drawbacks, there is still a great deal to celebrate. This year you have adapted to new challenges, incorporated unique learning approaches, and undoubtedly continued to make meaningful contributions to the lives of so many students.

Take a moment to celebrate yourself and your colleagues as the year draws to a close and as you transition to summer and the new school year. But before you pack up your school supplies and pour yourself an ice-cold lemonade, don't forget to prep your team for next school year with these action items:

- Update your school teams and contact info.
- Put a reminder on your calendar to train both new and returning SS-ARS team members in August.
- Keep an eye out for the August SS-ARS Newsletter for ideas and resources to start the new school year off strong.
- Please note the SS-ARS Newsletter will take a break in July and return in August.





Share this newsletter with your teams and colleagues.




JUNE 2021 - ISSUE 3

Tip of the Month

A productive way to build trust between students and educators is to display Trusted Adult signs outside of certain faculty's classrooms. Trusted Adults will typically be members of the school teams or advisors who are informed of SS-ARS and are reliable individuals for students to come to for guidance and advice.

Trusted Adult signs create the opportunity to build the safe spaces students cherish to share their feelings and be themselves.


A Trusted Adult from Olive Towne Middle School, Mississippi


Suggested Student Activity

[Trusted Adults](#)
(click this link to access the Lesson Plan PDF)

June's Suggested Student Activity is an extension of the Trusted Adult tip listed above. This resource offers a guide for how you can engage your students in trusted adult relationship building by:


- 1) Defining the term "Trusted Adult,"
- 2) Identifying trusted adults in the community,
- 3) Creating Trusted Adult signs and giving them to trusted adults at school.

This lesson is related to the third step of the Say Something program. Even if your school district uses the Say Something Anonymous Reporting System, students are still advised and encouraged to go to a trusted adult first, when available.



Crisis Center Impact Story

In May, the SS-ARS Crisis Center received a tip concerning the threat of a potential school shooting in a Massachusetts school district. This tip led to the implementation of measures were put in place to prevent the possibility of individuals to report concerning behavior and the swiftness of the response by police officials is a testament to the value of having Anonymous Reporting System as a comprehensive approach to school safety," she said. Read more [HERE!](#)



Page 2

School Awareness Materials



1. LOOK *for* WARNING SIGNS
SIGNALS & THREATS

2. ACT IMMEDIATELY *take it*
SERIOUSLY

3. SAY SOMETHING *to a* TRUSTED
ADULT

Say Something is a program that gives you
the power to look out for your friends.



A school violence prevention program from SANDY HOOK PROMISE



SEE IT. REPORT IT.

  MOBILE APP

 1-844-5-SAYNOW

 SAYSOMETHING.NET



Sandy Hook PROMISE



SEE IT. REPORT IT.

  MOBILE APP

 1-844-5-SAYNOW

 SAYSOMETHING.NET



- Reinforces importance of this school safety program and helps promote and sustain it
- Students “having each other’s backs” and looking out for one another
- Ability to influence and change culture

SS-ARS Sustainability Support Recap:

Dedicated sustainability team

Ongoing adult training

Refresher training for students

Monthly SS-ARS Newsletter

Awareness materials for schools

SAVE Promise Clubs

Thank You